

This report provides the results of a business survey conducted during March and April of 2021. The survey is part of a program launched by the Massachusetts Department of Housing and Community Development to help communities develop Rapid Recovery Plans for downtowns and commercial districts. The survey was directed to owners or other appropriate representatives of business establishments located in the targeted commercial areas. (For Data Tables, see page 9.)

Canton

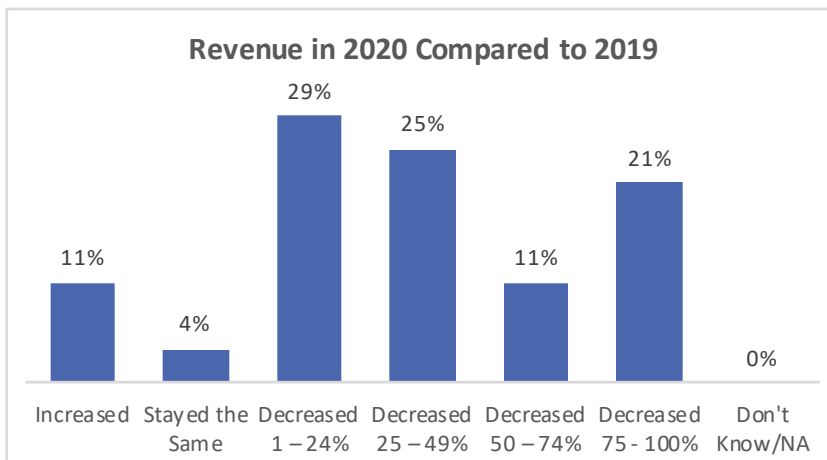
Targeted Commercial Area

Responses: 28

Impacts of COVID-19

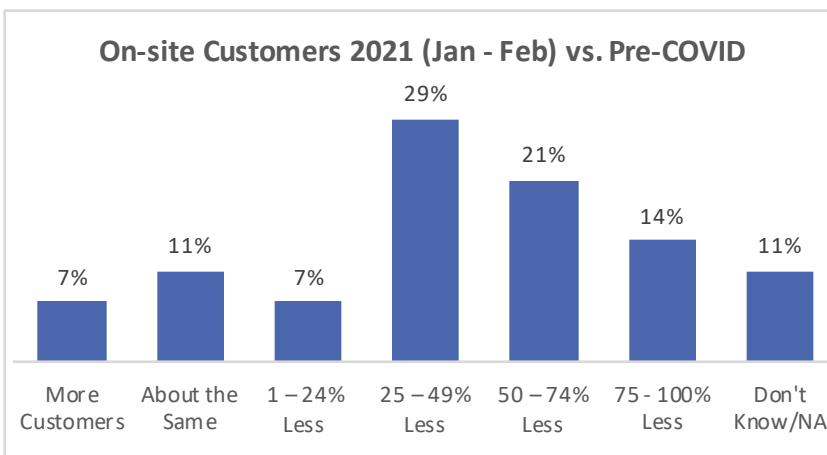
Decline in Business Revenue

86% of businesses generated less revenue in 2020 than they did in 2019. For 57% of businesses, revenue declined by 25% or more.



Less Foot Traffic in Commercial Area

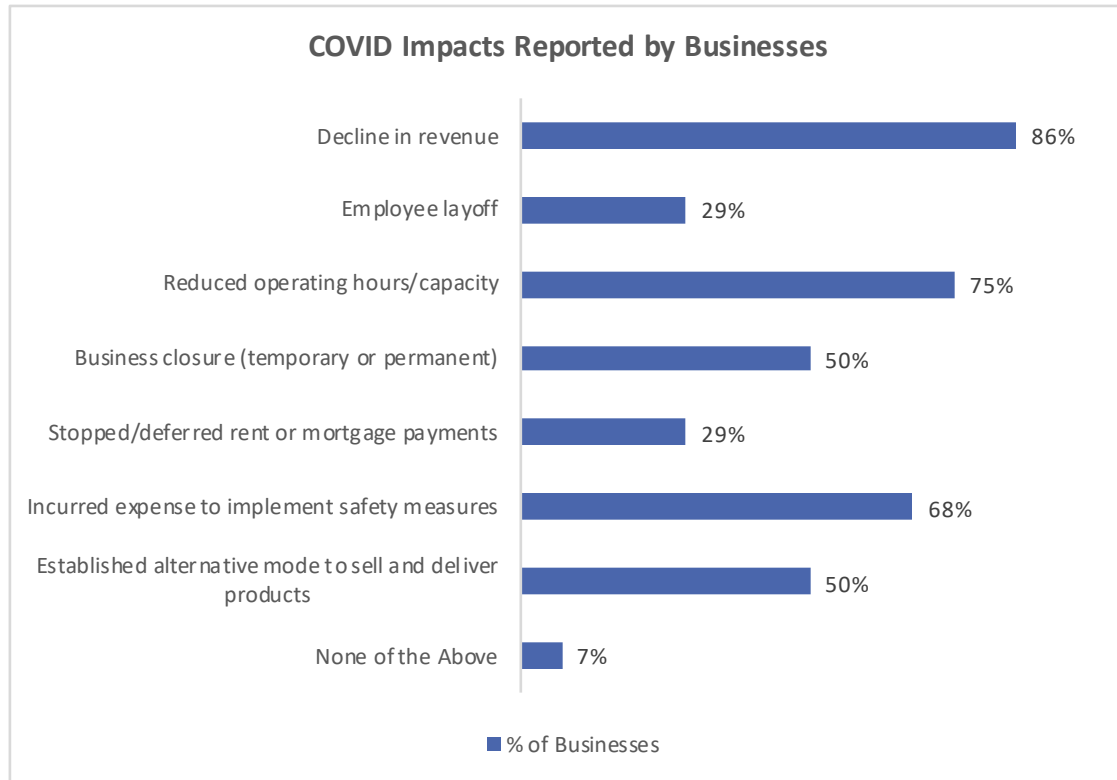
71% of businesses had less on-site customers in January and February of 2021 than before COVID. 64% of businesses reported a reduction in on-site customers of 25% or more.



Impacts of COVID-19 (cont'd)

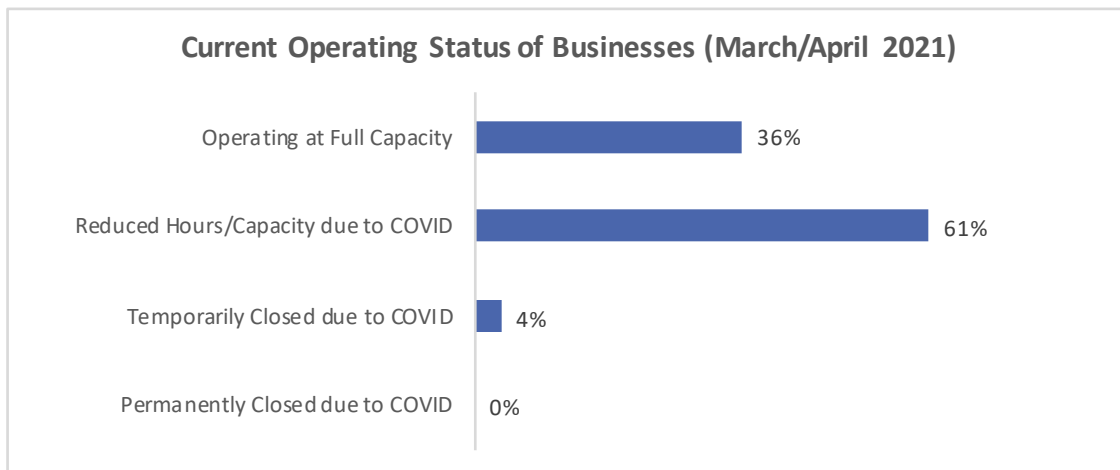
Reported Impacts

93% of businesses reported being impacted by COVID.



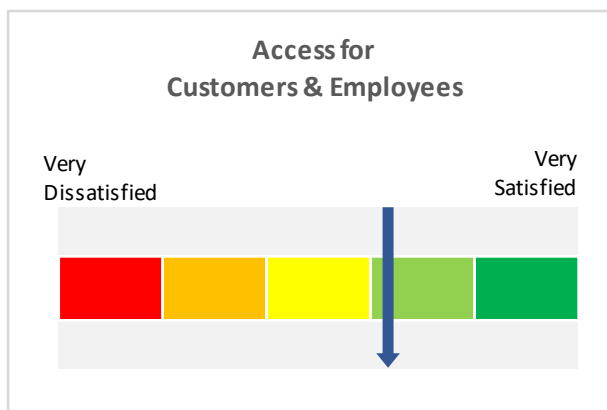
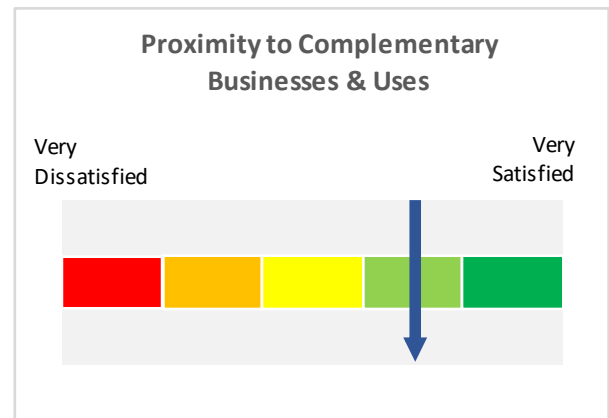

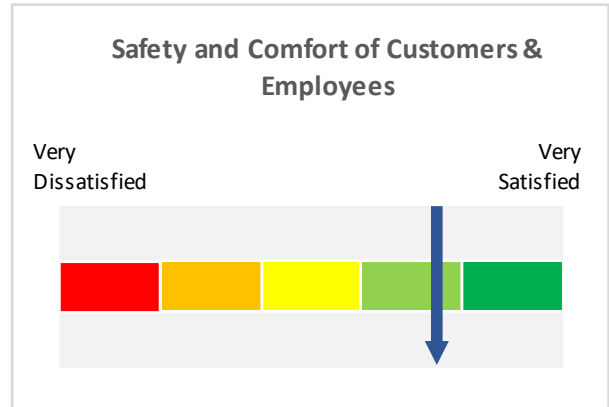

Operating Status

At the time of the survey, 64% of businesses reported they were operating at reduced hours/capacity or closed.



Business Satisfaction with Commercial District

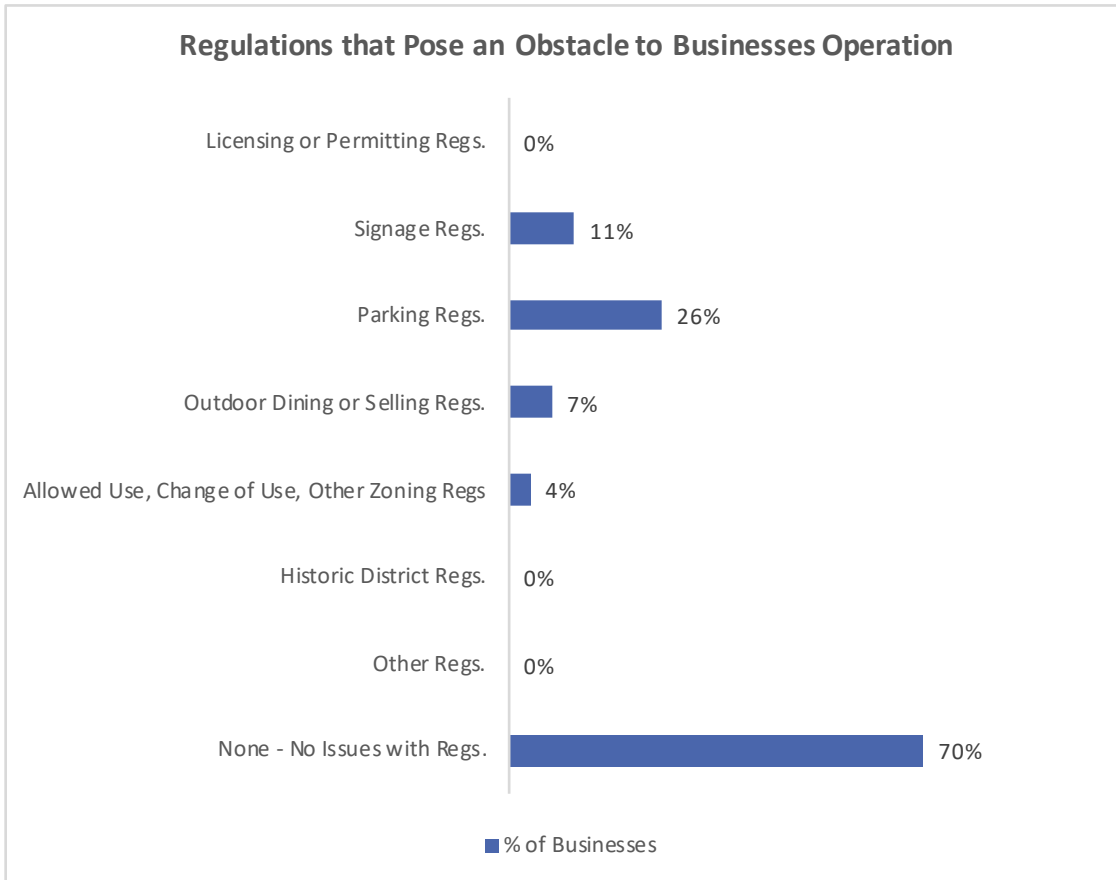
The charts below illustrate the average satisfaction rating among respondents regarding various elements.



Business Satisfaction with Commercial District (cont'd)

Regulatory Environment

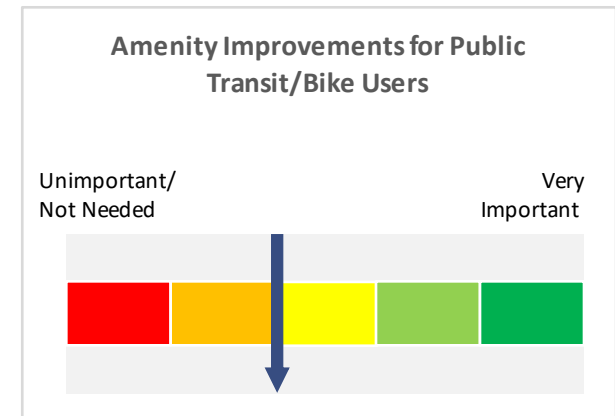


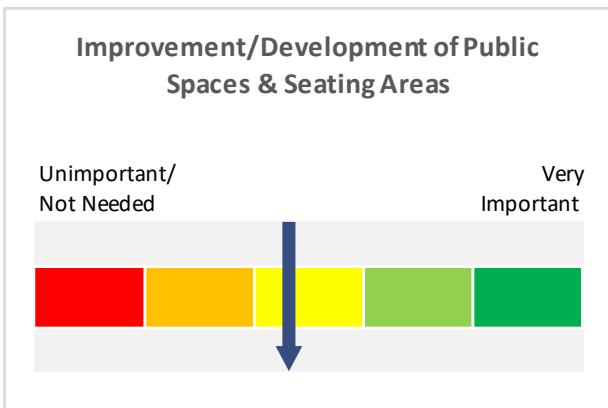
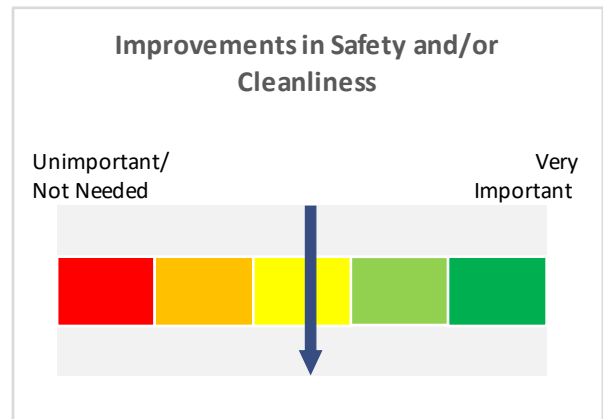
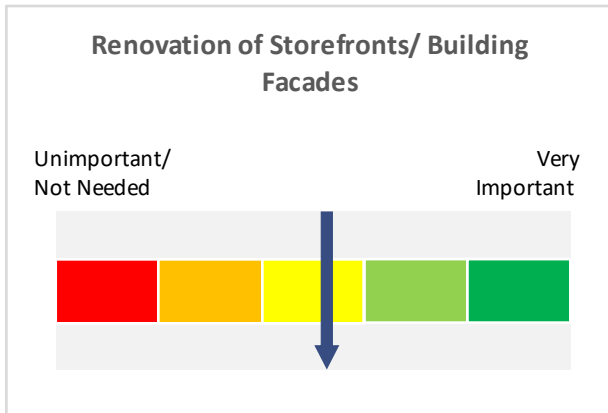
30% of businesses indicated that the regulatory environment poses an obstacle to business operation.



Business Input Related to Possible Strategies

Physical Environment, Atmosphere and Access

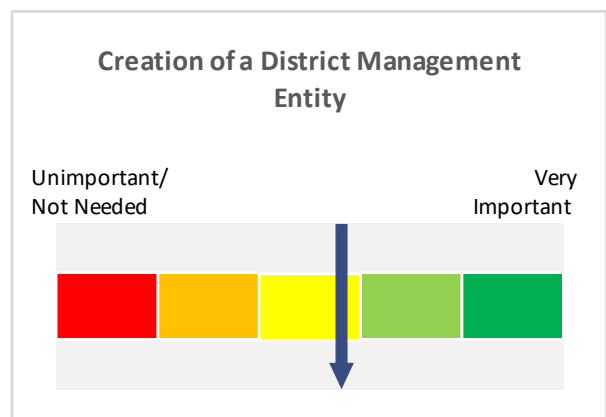
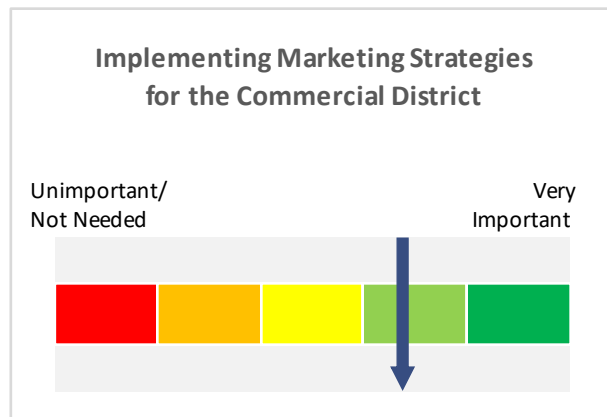
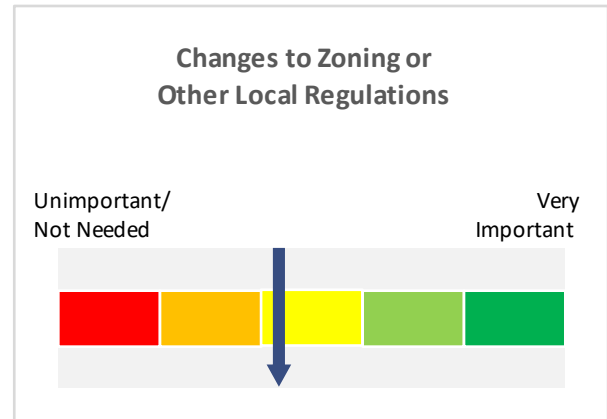
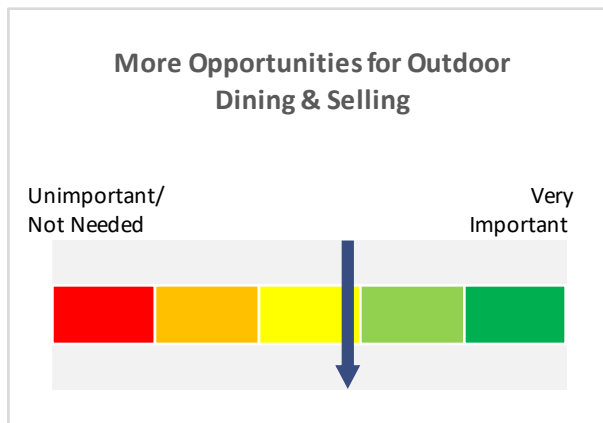
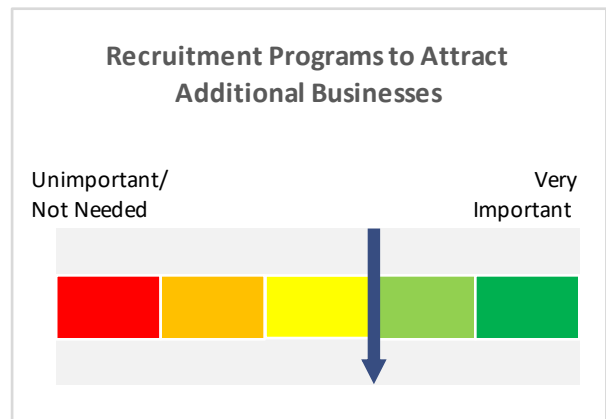
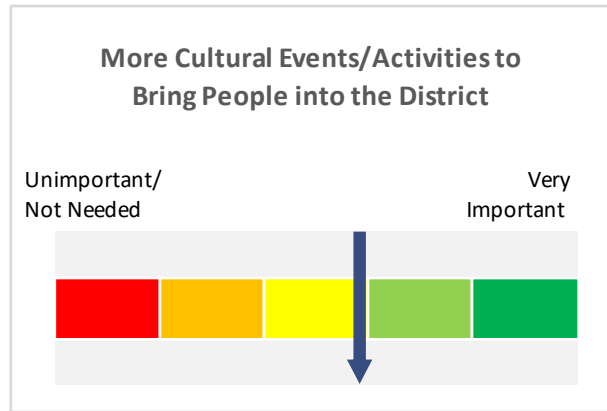
The charts below illustrate the average rating among respondents regarding importance of various strategies.



Business Input Related to Possible Strategies (cont'd)

Attraction/Retention of Customers and Businesses

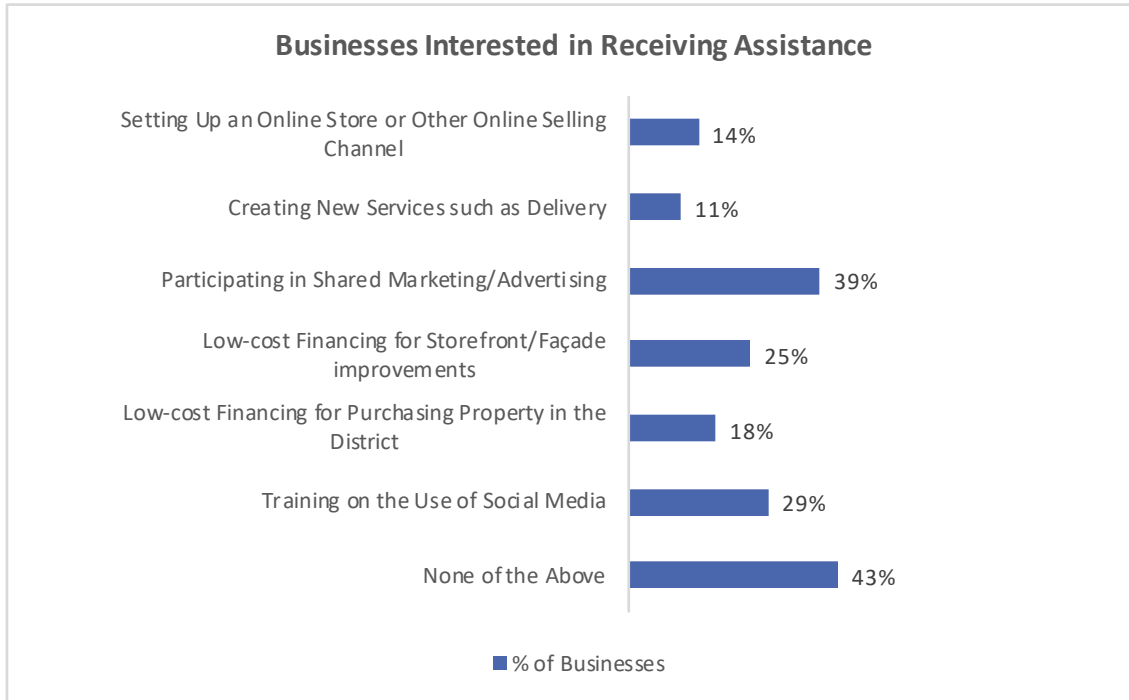
The charts below illustrate the average rating among respondents regarding importance of various strategies.



Business Input Related to Possible Strategies (cont'd)

Businesses Support

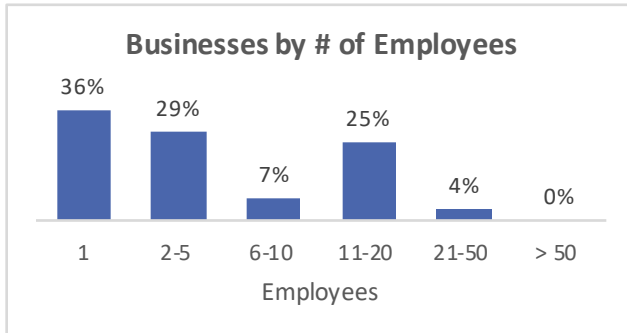
57% of businesses expressed interest in receiving some kind of assistance.



Business Characteristics

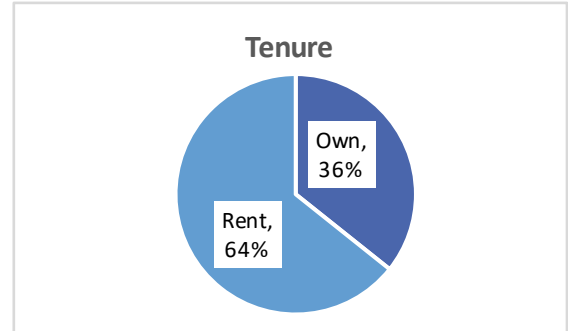
Business Size

65% of businesses are microenterprises (≤5 employees).



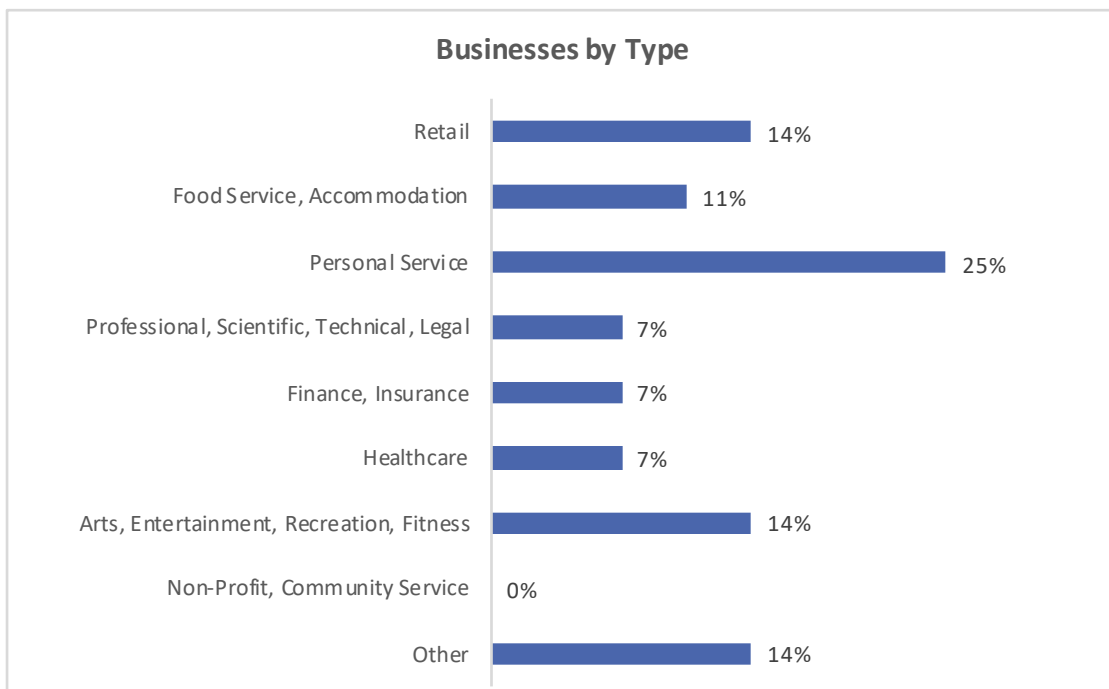
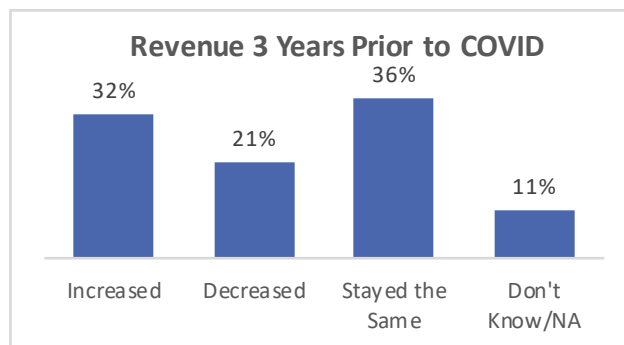
Business Tenure

64% of businesses rent their space.



Revenue Trend Prior to COVID

32% of businesses reported increase in revenue during the 3 years prior to COVID.



Business Survey Results - Data Tables

Community Where Targeted Downtown or Commercial District is Located

1. Please select the community where your business is located.

Canton	28
--------	----

Business Characteristics & Satisfaction with Commercial Area

2. Including yourself, how many people did your business employ prior to COVID (February 2020), including both full-time and part-time?

1	10	36%
2 to 5	8	29%
6 to 10	2	7%
11 to 20	7	25%
21 to 50	1	4%
More than 50	0	0%
Total	28	100%

3. Does your business own or rent the space where it operates?

Own	10	36%
Rent	18	64%
Total	28	100%

4. During the 3 years prior to COVID, had your business revenue . . . ?

Increased	9	32%
Decreased	6	21%
Stayed about the Same	10	36%
Don't Know/Not Applicable	3	11%
Total	28	100%

5. Please select the category that best fits your business.

Retail (NAICS 44-45)	4	14%
Food Service (restaurants, bars), Accommodation (NAICS 72)	3	11%
Personal Service (hair, skin, nails, dry cleaning) (NAICS 81)	7	25%
Professional Scientific, Technical, Legal (NAICS 54)	2	7%
Finance, Insurance (NAICS 52)	2	7%
Healthcare (medical, dental, other health practitioners) (NAICS 62)	2	7%
Arts, Entertainment, Recreation, Fitness (NAICS 71)	4	14%
Non-Profit, Community Services	0	0%
Other	4	14%
Total	28	100%

6. Please rate your satisfaction with the following aspects of the Downtown or Commercial District where your business is located.

Condition of public spaces, streets, sidewalks

Very Dissatisfied	1	4%
Dissatisfied	2	7%
Neutral	7	25%
Satisfied	12	43%
Very Satisfied	6	21%
Total	28	100%

Condition of Private Buildings, Facades, Storefronts, Signage

Very Dissatisfied	1	4%
Dissatisfied	3	11%
Neutral	8	29%
Satisfied	11	39%
Very Satisfied	5	18%
Total	28	100%

Access for Customers & Employees

Very Dissatisfied	2	7%
Dissatisfied	3	11%
Neutral	6	21%
Satisfied	12	43%
Very Satisfied	5	18%
Total	28	100%

Safety and Comfort of Customers & Employees

Very Dissatisfied	0	0%
Dissatisfied	2	7%
Neutral	3	11%
Satisfied	16	57%
Very Satisfied	7	25%
Total	28	100%

Proximity to Complementary Businesses or Uses

Very Dissatisfied	0	0%
Dissatisfied	0	0%
Neutral	10	36%
Satisfied	13	46%
Very Satisfied	5	18%
Total	28	100%

7. Do any local regulations (not related to COVID) pose an obstacle to your business operation?

Licensing or permitting regulations	0	0%
Signage regulations	3	11%
Parking regulations	7	26%
Outdoor dining or selling regulations	2	7%
Allowed uses, change of use or other zoning regulations	1	4%
Historic District regulations	0	0%
Other regulations (not related to COVID)	0	0%
None - No Issues with regulations	19	70%

Impacts of COVID

8. Did your business experience any of the following due to COVID? Select All that apply.

Decline in revenue	24	86%
Employee layoff	8	29%
Reduced operating hours/capacity	21	75%
Business closure (temporary or permanent)	14	50%
Stopped/deferred rent or mortgage payments	8	29%
Incurred expense to implement safety measures	19	68%
Established alternative mode to sell and deliver products (on-line platforms, delivery, etc.)	14	50%
None of the Above	2	7%

9. How did your 2020 business revenue compare to your 2019 revenue?

Increased compared to 2019	3	11%
Stayed about the same as 2019	1	4%
Decreased 1 – 24% compared to 2019	8	29%
Decreased 25 – 49% compared to 2019	7	25%
Decreased 75 - 100% compared to 2019	3	11%
Decreased 50 – 74% compared to 2019	6	21%
Don't Know/Not Applicable	0	0%
Total	28	100%

10. Please estimate how the number of customers that physically came to your business in January and February 2021 compares to before COVID.

More customers than before COVID	2	7%
About the same number as before COVID	3	11%
1 – 24% less customers than before COVID	2	7%
25 – 49% less customers than before COVID	8	29%
50 – 74% less customers than before COVID	6	21%
75 – 100% less customers than before COVID	4	14%
Don't Know/Not Applicable	3	11%
Total	28	100%

11. At the current time, what is the status of your business operation?

Operating at full capacity	10	36%
Operating at reduced hours/capacity due to COVID	17	61%
Temporarily closed due to COVID	1	4%
Permanently closed due to COVID	0	0%
Total	28	100%

Strategies for Supporting Businesses and Improving the Commercial District

12. A few approaches to address Physical Environment, Atmosphere and Access in commercial districts are listed below. Considering the conditions in your commercial area, in your opinion, how important are each of the following strategies?

Renovation of Storefronts/Building Facades

Unimportant/Not Needed	1	4%
Of Little Importance or Need	7	25%
Moderately Important	10	36%
Important	8	29%
Very Important	2	7%
Total	28	100%

Improvement/Development of Public Spaces & Seating Areas

Unimportant/Not Needed	3	11%
Of Little Importance or Need	9	32%
Moderately Important	7	25%
Important	7	25%
Very Important	2	7%
Total	28	100%

Improvement of Streetscape & Sidewalks

Unimportant/Not Needed	3	11%
Of Little Importance or Need	6	21%
Moderately Important	11	39%
Important	4	14%
Very Important	4	14%
Total	28	100%

Improvements in Safety and/or Cleanliness

Unimportant/Not Needed	4	14%
Of Little Importance or Need	5	18%
Moderately Important	8	29%
Important	7	25%
Very Important	4	14%
Total	28	100%

Changes in Public Parking Availability, Management or Policies

Unimportant/Not Needed	4	15%
Of Little Importance or Need	3	12%
Moderately Important	7	27%
Important	2	8%
Very Important	10	38%
Total	26	100%

Amenity Improvements for Public Transit Users and/or Bike Riders

Unimportant/Not Needed	5	19%
Of Little Importance or Need	5	19%
Moderately Important	13	48%
Important	3	11%
Very Important	1	4%
Total	27	100%

13. A few approaches to address Attraction and Retention of Customers and Businesses in commercial districts are listed below. Considering the conditions in your commercial area, in your opinion, how important are each of the following strategies?

More Cultural Events/Activities to Bring People into the District

Unimportant/Not Needed	3	11%
Of Little Importance or Need	4	15%
Moderately Important	6	22%
Important	9	33%
Very Important	5	19%
Total	27	100%

More Opportunities for Outdoor Dining and Selling

Unimportant/Not Needed	2	7%
Of Little Importance or Need	3	11%
Moderately Important	11	41%
Important	7	26%
Very Important	4	15%
Total	27	100%

Implementing Marketing Strategies for the Commercial District

Unimportant/Not Needed	2	7%
Of Little Importance or Need	1	4%
Moderately Important	8	30%
Important	8	30%
Very Important	8	30%
Total	27	100%

Recruitment Programs to Attract Additional Businesses

Unimportant/Not Needed	4	14%
Of Little Importance or Need	0	0%
Moderately Important	10	36%
Important	8	29%
Very Important	6	21%
Total	28	100%

Changes to Zoning or Other Local Regulations (not related to COVID)

Unimportant/Not Needed	4	15%
Of Little Importance or Need	7	26%
Moderately Important	9	33%
Important	6	22%
Very Important	1	4%
Total	27	100%

Creation of a District Management Entity (Business Improvement District or other organization)

Unimportant/Not Needed	4	14%
Of Little Importance or Need	2	7%
Moderately Important	9	32%
Important	9	32%
Very Important	4	14%
Total	28	100%

14. Are you interested in receiving assistance for your business in any of the following areas? Select All that Apply.

Setting up an online store or other online selling channel	4	14%
Creating new services such as delivery	3	11%
Participating in shared marketing/advertising	11	39%
Low-cost financing for storefront/façade improvements	7	25%
Low-cost financing for purchasing property in the commercial district	5	18%
Training on the use of social media	8	29%
None of the above	12	43%

15. Please list any specific suggestions or ideas for possible projects, programs or actions that could help support businesses and improve the commercial district. (Optional)

Comments

parking, new businesses
—
—
Events in town, setting up dining entertainment on blocked off side streets, more visual appeal through town
—
KEVIN MICHAELS INC.
Kemalian & Associates, LLP
—
—
More public parking!!!
—
more uplifting messages on the digital sign at library, public parking should be increased to a 3 hour limit, have a small business saturday outdoors.
Aria Skin Care Studio
Help ALL businesses that could not pay their RENT during COVID so they can remain in business !!!
—
—
—
—
Public parking for the Canton center business district
Ways to unite the community downtown
—
REGS, LLC
dr alan rapoport
Drainage between me and my neighbor that dumps water out into the sidewalk. Icy and dangerous. . I'd love to talk about fixing that.

South Shore Staffing - Canton, MA

Go back to the "Block" Party once a month /Parade's / Food Fest /

Local business convention

—

